

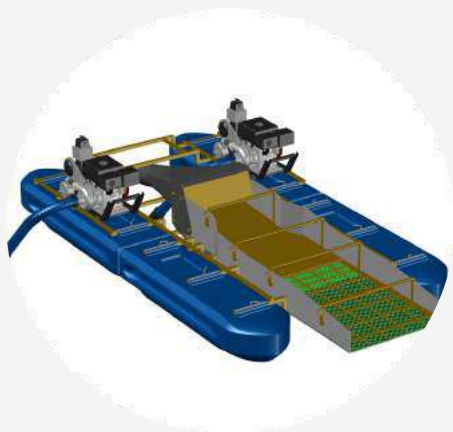


**SPYRO™**

**PROFESSIONAL GOLD DREDGE**



ATM PROMINING™








## PROFILE

Professional 8 Inch Gold Dredge with Full Sluice Segmentation. For success oriented small placer miners, surveyors and dredgers. Upgradeable to Spyro Xstream.

## CONTACT

Jl. Mampang Prapatan Raya No. 39. C5. 12790 Jakarta

-  021.7992077
-  0812.89401406
-  [www.tambang.id](http://www.tambang.id)
-  [service@tambang.id](mailto:service@tambang.id)
-  Click for Coordinates

## FREE CONSULTANCY

**Special: Including Galvanized Tsunami Suction & Blaster Nozzle**

## APPLICATION

- |                    |                       |
|--------------------|-----------------------|
| Exploration        | Underwater Ops        |
| Massive Production | Professional Starters |
| Testpitting        | River Gold Mining     |
| Portabel Mining    | Remote Locations      |

## SPECIFICATIONS

- |                  |   |
|------------------|---|
| <b>Motor</b>     | • Twin Motor. 2 x 15 HP. Special Modification.                  |
| <b>Pumps</b>     | • 2 x 2/3 inch Venturi System Blower Jet. Special Modification. |
| <b>Hose</b>      | • 8 inch x 6 m  |
| <b>Pontoon</b>   | • High Density Polyethylene - Rugged. Full Set.                 |
| <b>Regulator</b> | • Amscud  |
| <b>Air Hose</b>  | • 15 m  |
| <b>Suit</b>      | • Yes. Amscud / Cressi Diving Suit. 1 unit.                     |
| <b>Mask</b>      | • Yes. 1 unit.  |

## SLUICE SEGMENTATION

- YES**      **Highly Segmented Sluice including ...**
- SFS Sub Flow Gold Trap
  - Stream Equalizer
  - 2 Types pf Slick Plates (10 & 6 mm)
  - 2 Types Hungarian Riffles
  - 2 Types EXP Plate
  - Grizzly Bars
  - 2 Types Miners Moss / Mats
  - Quick Clean Clamps
  - 260 x 85 x 35 cm Sluice Segment



**Modular Upgrade to Scylla Xstream possible.**



IN LINE WITH ATM PROMINING DREDGE STANDARD 2018  
IN LINE WITH CLARKSON SLUICE STANDARDS

